

Grades					English Teacher:
Dates					Name Surname

Unit 1. Study skills achievement

Lesson 1.A. Active learning

The aim of the lesson:

Educational: -to improve pupils' awareness of active and passive learning, Effective learning behaviours

Developing: -to develop pupils' listening and speaking skills, develop to report own ideas, communicative skills.

Socio-cultural: -to raise awareness of Uzbek culture, teaching to respect other cultures

Competence: SC1, FLCC and PC

Learning outcomes: At the end of the lesson pupils will be able to speak ways of effective learning and active, passive learning

Type of the lesson: non-standard, mixed, modern

Method of the lesson: individual, group work, pair work

Equipment: English 11 Pupil's book, the DVD

TECHNOLOGICAL MAP OF THE LESSON

No	Part of the lesson	Tasks	Time
1	Organizational Moment	-to greet pupils. - to motivate pupils to learn	3 min
2	Repeating last lesson	- to give pupils some questions about last lesson.	5 min
3	Explaining new theme	- to explain to pupils new vocabulary and theme. To do exercises and activities given in pupil's book.	25min
4	Consolidating new theme.	- to consolidate new theme and new words of the theme.	8 min
5	Marking.	- To mark pupils.	2 min
6	Homework.	- Giving homework.	2 min

Procedure of the lesson:

I. Organizing moment: - Greeting.

-checking register

- to ask pupils how their holiday was, what they have done, creating warm atmosphere

II. Pre Activity

Activity 1. Look at the picture. Are you an active learner or a passive learner?

Ask your pupils to look at the picture answer the question



III. Main part

Activity 2. Filling the gaps with the words and phrases from the box.

Answer key:

1. high results 2. to get feedback 3. Focusing on 4. to organise information
5. learning style 6. self-evaluation 7. to collaborate

Activity 3. Listen to the radio programme about active learning and complete the table.

Your students are going to listen the radio programme. Ask them to listen and fill the tables

Answer key:

Name	Occupation	Improved skills	Types of active learning
Alisher	Engineer	IT, communicative	self assessment, practise vocabulary
Temur	Student	Communicative	focusing on, collaborating and sharing ideas
Nargiza	Teacher	Communicative	to organise information, to have own learning style

Activity 4. Group work. Discuss the following questions with your partners.


What would you like to learn?

How important is learning? Why?


Besides English, what are you currently learning?

IV. Post-activity

Activity 5. How much do you know about inventors and inventions? Who invented what?




○




○

Find the inventions for each inventor:


1. Thomas Edison
2. Alexander Bell
3. Steve Jobs
4. Galileo Galilei
5. Charles Rolls and Henry Royce
6. Thomas Moore




○



○



○



○

Answer key:

- | | |
|--|------------------------------|
| 1. Thomas Edison-light bulb | 2. Alexander Bell-telephone |
| 3. Steve Jobs-computer | 4. Galileo Galilee-telescope |
| 5. Charles Rolls and Henry Royce-a car | 6. Thomas Moore-refrigerator |

V. Giving Homework Explain your pupils homework
Make a list of vocabulary which you have learned today

VI. Evaluation. Giving marks

Deputy director on educational affairs: _____ **Signature** _____

Grades					English Teacher:
Dates					Name Surname

Lesson 1.A. Active learning. Consolidation

The aim of the lesson:

Educational: -to improve pupils' awareness of active and passive learning, Effective learning behaviours

Developing: -to develop pupils' listening and speaking skills, develop to report own ideas, communicative skills.

Socio-cultural: -to raise awareness of Uzbek culture, teaching to respect other cultures

Competence: SC1, FLCC and PC

Learning outcomes: At the end of the lesson pupils will be able to speak ways of effective learning and active, passive learning

Type of the lesson: non-standard, mixed, modern

Method of the lesson: individual, group work, pair work

Equipment: English 11 Pupil's book, the DVD

TECHNOLOGICAL MAP OF THE LESSON

No	Part of the lesson	Tasks	Time
1	Organizational Moment	-to greet pupils. - to motivate pupils to learn	3 min
2	Repeating last lesson	- to give pupils some questions about last lesson.	5 min
3	Explaining new theme	- to explain to pupils new vocabulary and theme. To do exercises and activities given in pupil's book.	25min
4	Consolidating new theme.	- to consolidate new theme and new words of the theme.	8 min
5	Marking.	- To mark pupils.	2 min
6	Homework.	- Giving homework.	2 min

Procedure of the lesson:

I. Organizing moment: - Greeting.

- checking register

- to ask pupils how their holiday was, what they have done, creating warm atmosphere

II. Pre Activity

Activity 6 Work in pairs. Scan the words in bold Match the words with their definitions from the box

Answer key:

- | | | | | |
|----------------|----------------|-----------|-------------------|---------------|
| 1. successful | 2. failure | 3. genius | 4. satisfactorily | 5. inventor |
| 6. confidently | 7. Inspiration | 8. Regard | 9. Productive | 10. Assistant |

III. Main part

Activity 7. Read the passage and answer the comprehension questions below.

1. What was Edison's first job?

2. What did Edison answer when asked what makes a genius?
3. How many inventions did Edison
4. How old was he when he died?

Answer key: 1. Selling newspapers.

2. "Genius is 99% perspiration and 1% inspiration."
3. More than 1300.
4. He died at his age of 84.

Activity 8. Read the passage again. Write true (T) or false (F).

1. Thomas Edison worked in a telegraph office as a paper boy. _____
2. He became famous because of his first invention. _____
3. A great achievement doesn't depend so much on cleverness as on hard work. _____
4. Edison made his greatest inventions before he was 42. _____
5. He usually worked less than 12 hours a day. _____
6. It was challenging to invent the light bulb. _____
7. Thomas Edison's assistant was inspired by the challenges. _____

Answer key:

1. F 2. F 3. T 4. T 5. F 6. T 7. F

IV. Post-activity

Activity 9. Homework. Are you active or passive at learning? Complete the following checklist.

Effective learning behaviours	I do this in every subject all the time	I do this in most subjects sometimes	I sometimes do this if the teacher or others push me	I don't really do this at all
I ask the teacher for help when I don't understand things.				
I ask the teacher where I have been wrong.				
I check my work with the teacher or the textbook to check for errors.				
When I get stuck, I try to work it out before asking someone else for help.				
I try to plan how I will do it before starting complex problems or assignments.				
I ask questions in class and I am not worried about raising my hand to answer or ask questions.				
I can make a list of the weaknesses I have to work on.				
I can disagree with the teacher or others in a constructive manner.				

V. Giving Homework Explain your pupils homework

1. Make a list of vocabulary which you have learned today.
2. Make a report on your learning style using the checklist in exercise 9

VI. Evaluation. Giving marks

Deputy director on educational affairs: _____ **Signature** _____

Grades					English Teacher:
Dates					Name Surname

Lesson 1.B. Active learning

The aim of the lesson:

Educational: -to improve pupils' awareness of active and passive learning, Effective learning behaviours

Developing: -to develop pupils' listening and speaking skills, develop to report own ideas, communicative skills.

Socio-cultural: -to raise awareness of Uzbek culture, teaching to respect other cultures

Competence: SC1, FLCC and PC

Learning outcomes: At the end of the lesson pupils will be able to speak ways of effective learning and active, passive learning

Type of the lesson: non-standard, mixed, modern

Method of the lesson: individual, group work, pair work

Equipment: English 11 Pupil's book, the DVD

TECHNOLOGICAL MAP OF THE LESSON

No	Part of the lesson	Tasks	Time
1	Organizational Moment	-to greet pupils. - to motivate pupils to learn	3 min
2	Repeating last lesson	- to give pupils some questions about last lesson.	5 min
3	Explaining new theme	- to explain to pupils new vocabulary and theme. To do exercises and activities given in pupil's book.	25min
4	Consolidating new theme.	- to consolidate new theme and new words of the theme.	8 min
5	Marking.	- To mark pupils.	2 min
6	Homework.	- Giving homework.	2 min

Procedure of the lesson:

I. Organizing moment: - Greeting.

-checking register

- to ask pupils how their holiday was, what they have done, creating warm atmosphere

II. Pre Activity

Activity 1. Fill in the gaps using the infinitive forms of the verbs in the box.

Ask your pupils about infinitive forms of the verbs. Then look at the exercise 1 and fill the gaps

Answer key:

1. He found the web sites so as (to chat) with foreigners.
2. In order (to get) high results you should practise regularly all vocabulary.
3. (To learn) English Temur decided (to go) to the English club.
4. Feedback from the teacher was helpful for Temur (to be) more confident.
5. An active learner learns (to collaborate) and share the process of learning with others.

6. Nargiza's friend invited her (to take part) in one project.
7. It is important (to organise) information(to have) results in the project.
8. (To have) your own learning style is a necessary criterion in active learning.

III. Main part

Activity 2. Write sentences using the prompts.

Answer key:

1. You use this camera to take photographs.
2. You use the dictionary to look up the word.
3. You use a book to improve your reading skill.
4. You use radio to listen to the news.
5. You use the teacher's feedback to make your writing better

Activity 3. Pairwork. Answer the questions using "purpose language"

Why do you learn English?
 Why should you work hard?
 Why should you save money?

in order to...
 to...

so as...
 so that...

Why should you be nice to people?
 Why should you be optimistic?
 Why should you do exercises?

IV. Post activity

Activity 4. Scan the text below and underline the following words and phrases.

/ woodcutter / timber merchant / salary / working conditions /
 motivated / strength / sharpened / update / expected / success /



V. Giving Homework

Explain your pupils homework
 Make a list of vocabulary which you have learned today.

VI. Evaluation. Giving marks

Deputy director on educational affairs: _____ Signature _____

Grades					English Teacher:
Dates					Name Surname

Lesson 1.B. Active learning. Consolidation

The aim of the lesson:

Educational: -to improve pupils' awareness of active and passive learning, Effective learning behaviours

Developing: -to develop pupils' listening and speaking skills, develop to report own ideas, communicative skills.

Socio-cultural: -to raise awareness of Uzbek culture, teaching to respect other cultures

Competence: SC1, FLCC and PC

Learning outcomes: At the end of the lesson pupils will be able to speak ways of effective learning and active, passive learning

Type of the lesson: non-standard, mixed, modern

Method of the lesson: individual, group work, pair work

Equipment: English 11 Pupil's book, the DVD

TECHNOLOGICAL MAP OF THE LESSON

No	Part of the lesson	Tasks	Time
1	Organizational Moment	-to greet pupils. - to motivate pupils to learn	3 min
2	Repeating last lesson	- to give pupils some questions about last lesson.	5 min
3	Explaining new theme	- to explain to pupils new vocabulary and theme. To do exercises and activities given in pupil's book.	25min
4	Consolidating new theme.	- to consolidate new theme and new words of the theme.	8 min
5	Marking.	- To mark pupils.	2 min
6	Homework.	- Giving homework.	2 min

Procedure of the lesson:

I. Organizing moment: - Greeting.

-checking register

- to ask pupils how their holiday was, what they have done, creating warm atmosphere

II. Pre Activity

Activity 5. Read the text again and match the words you have underlined with the following definitions.

1. The environment in which an individual or staff works.
2. The quality or state of being physically strong.
3. Make (something) more modern.
4. A person who sells wood.
5. The achievement of the results wanted or hoped for.
6. A person who cuts down trees or branches.
7. Believe someone / something will arrive or happen soon.

8. Being encouraged to do something.
9. A fixed regular payment, typically paid monthly.
10. Being improved or updated.

Answer key:

1. working conditions
2. strength
3. update
4. timber merchant
5. success
6. woodcutter
7. expected
8. motivated
9. salary
10. Sharpened

III. Main part

Activity 6. Answer the following multiple – choice questions.

Answer key:

1. b
2. d
3. B
4. C

Activity 7. Word building. Complete the table.


Answer key:

	NOUN	VERB	ADJECTIVE
1.	strength		strong
2.	congratulations	congratulate	
3.	determination	determine	Determined/undetermined
4.	motivatation	motivate	motivated
5.	thought	think	thoughtful
6.	apology	apologise	apologetic
7.		understand	understandable
8.	sharpness	sharpen	sharp

IV. Post activity

Activity 8. Discussion. Look at the picture. And answer the following questions.

1. What have you done today?
2. How much did you know about the topic before?
3. What problems have you had today?
4. What do you want to do now?
5. One thing you would like to improve is



WHICH STEP HAVE YOU REACHED TODAY?



V. Giving Homework Explain your pupils homework

1. Make a list of vocabulary which you have learned today.
2. Write a narrative essay: "The best thing I learned last year".

VI. Evaluation. Giving marks

Deputy director on educational affairs: _____ **Signature** _____

Ushbu konspektning *to'liq va fondagi yozuvlarsiz* variantini olish uchun

 +99891 180 0985 telegram raqamiga yoki
 [@hasanboy_uz](https://t.me/hasanboy_uz) telegram adresiga xabar yozing

Narxi 25 000 so'm

To'lov FAQAT **click** yoki **payme** orqali

BOG'LANISH FAQAT TELEGRAM ORQALI! Telefon qilinganda yoki sms yuborilganda javob bermaslik ehtimoli yuqori

hasanboy.uz