

Grades					Teacher:
Dates					


Lesson: Portfolio 1

Aims	Linguistic competence	Vocabulary and structure	Required equipment
<p><i>Educational:</i></p> <ul style="list-style-type: none"> - to learn how to create and develop Portfolio. <p><i>Developing:</i></p> <ul style="list-style-type: none"> - to enable pupils to make presentations; - to enable pupils to create and develop Portfolio. 	By the end of the lesson pupils will be able to understand how to create own learning portfolio.	Revising the vocabulary and structures learnt in previous lessons.	Pupil's Book, the DVD

Ask your pupils to draw picture of their family on paper. They use their knowledge taken from previous lessons. Ask them to use crayons or color pencils



My family
 Our family is not big. My father's name is Rustam. My mother's name is Nazima. I have a little brother. His name is Usman. He goes to the kindergarten. He can not read and write. He is good at counting. We have a cat and two dogs.



After finishing ask them about their drawings, about their family and hobby. Gather all drawings and materials put them on their own portfolio pack which all portfolio materials will be gathered. And all pupils should have their own.

Evaluation. Assess your pupils according to their work.

Homework. To revise all materials and words from Unit 1

Grades					Teacher:
Dates					

Lesson: Portfolio 2

Aims	Linguistic competence	Vocabulary and structure	Required equipment
<p><i>Educational:</i></p> <ul style="list-style-type: none"> - to learn how to create and develop Portfolio. <p><i>Developing:</i></p> <ul style="list-style-type: none"> - to enable pupils to make presentations; - to enable pupils to create and develop Portfolio. 	By the end of the lesson pupils will be able to understand how to create own learning portfolio.	Revising the vocabulary and structures learnt in previous lessons.	Pupil's Book, the DVD

Ask your pupils to make their own portfolio using all their knowledge learnt from previous unit about profession, their house.


Where is?

- a dresser
- a fridge
- a cooker
- a computer
- a TV

Where are?

- curtains
- beds
- books
- pillows
- blankets

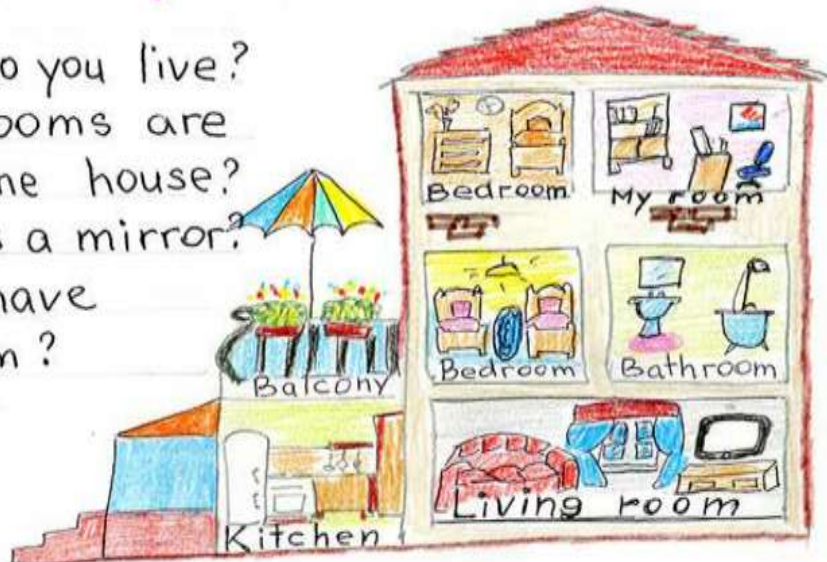
Professions



a doctor a fire fighter a cook a mechanic

My House

- Where do you live?
- What rooms are there in the house?
- Where is a mirror?
- Do you have a room?



After finishing ask them about their drawings, about their house and future profession. Gather all drawings and materials put them on their own portfolio pack which all portfolio materials should be in.

Evaluation. Assess your pupils according to their work.

Homework. To revise all materials and words from Unit 2

Head of teaching process _____

Signature _____

Grades					Teacher:
Dates					

Lesson: Portfolio 3

Aims	Linguistic competence	Vocabulary and structure	Required equipment
<p><i>Educational:</i></p> <ul style="list-style-type: none"> - to learn how to create and develop Portfolio. <p><i>Developing:</i></p> <ul style="list-style-type: none"> - to enable pupils to make presentations; - to enable pupils to create and develop Portfolio. 	By the end of the lesson pupils will be able to understand how to create own learning portfolio.	Revising the vocabulary and structures learnt in previous lessons.	Pupil's Book, the DVD

Ask your pupils to make their own portfolio using all their knowledge learnt from previous unit about their favourite person and a robot. They should write shortly about their favourite person and describe the robot which they draw.

Selena Gomez

Selena Gomez was born on July 22, 1992 in America. She is an actress and a singer. She became an actress when she was seven. She played in Disney's films. She is famous. She sang songs for her films. Her mother is an actress too. She sings for UNICEF concerts. She works very much.

Shahzoda

Shahzoda was born in Tashkent on July 28, 1979. She is a famous Uzbek singer and an actress. But her real name is Zilola Musayeva. When she was a girl, she went to school #80. Shahzoda sings songs in Uzbek and Russian. People like her.

Robot

This robot has a round head. It's mouth is big. It doesn't have ears and a nose. It has short straight hair. It has a big square body. It has two long arms and two short legs.

After finishing ask them about their drawings, about their favourite person and a robot. Gather all drawings and materials put them on their own portfolio pack which all portfolio materials should be in.

Evaluation. Assess your pupils according to their work.

Homework. To revise all materials and words from Unit 3

Head of teaching process _____

Signature _____











Grades					Teacher:
Dates					

Lesson: Portfolio 4

Aims	Linguistic competence	Vocabulary and structure	Required equipment
<i>Educational:</i> - to learn how to create and develop Portfolio. <i>Developing:</i> - to enable pupils to make presentations; - to enable pupils to create and develop Portfolio.	By the end of the lesson pupils will be able to understand how to create own learning portfolio.	<i>Revising the vocabulary and structures learnt in previous lessons.</i>	Pupil's Book, the DVD

Ask your pupils to make their own portfolio using all their knowledge learnt from previous unit about their school life. They should write shortly about their school and anything learnt previous lessons.

go - went see - saw buy - bought swim - swam eat - ate be - was / were do - did sleep - slept have - had come - came sit - sat	want - wanted love - loved clean - cleaned mop - mopped help - helped stay - stayed wash - washed talk - talked play - played like - liked work - worked
--	--

Monday	Tuesday	Wednesday	Thursday	Friday
				
LUNCH				
				

After finishing ask them about their drawings, about their school life. Gather all drawings and materials put them on their own portfolio pack which all portfolio materials should be in.

Evaluation. Assess your pupils according to their work.

Homework. To revise all materials and words from Unit 4

Head of teaching process _____

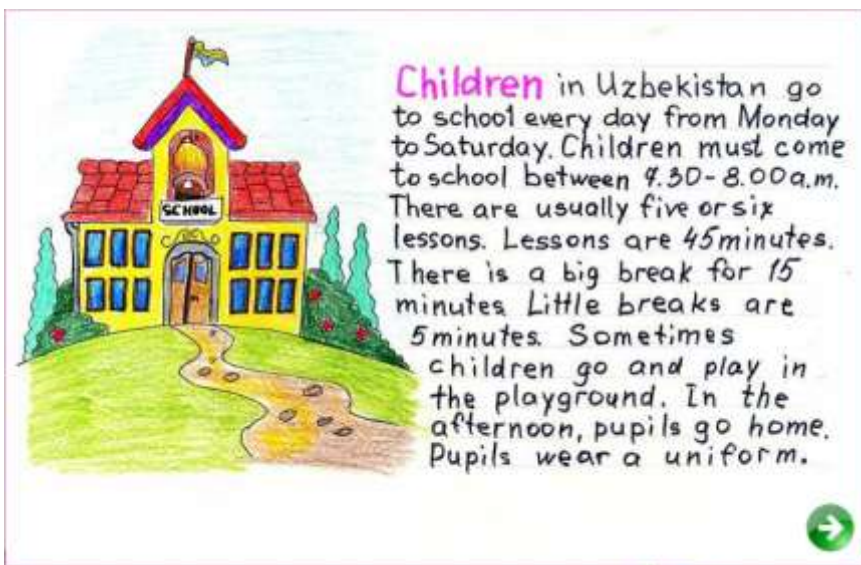
Signature _____

Grades					Teacher:
Dates					

Lesson: Portfolio 5

Aims	Linguistic competence	Vocabulary and structure	Required equipment
Educational: - to learn how to create and develop Portfolio. Developing: - to enable pupils to make presentations; - to enable pupils to create and develop Portfolio.	By the end of the lesson pupils will be able to understand how to create own learning portfolio.	<i>Revising the vocabulary and structures learnt in previous lessons.</i>	Pupil's Book, the DVD

Ask your pupils to make their own portfolio using all their knowledge learnt from previous unit about their timetable. They should write shortly about their timetable and school in Uzbekistan and anything learnt previous lessons.



After finishing ask them about their drawings, about their time table and schools. Gather all drawings and materials put them on their own portfolio pack which all portfolio materials should be in.

Evaluation. Assess your pupils according to their work.

Homework. To revise all materials and words from Unit 5

Head of teaching process _____

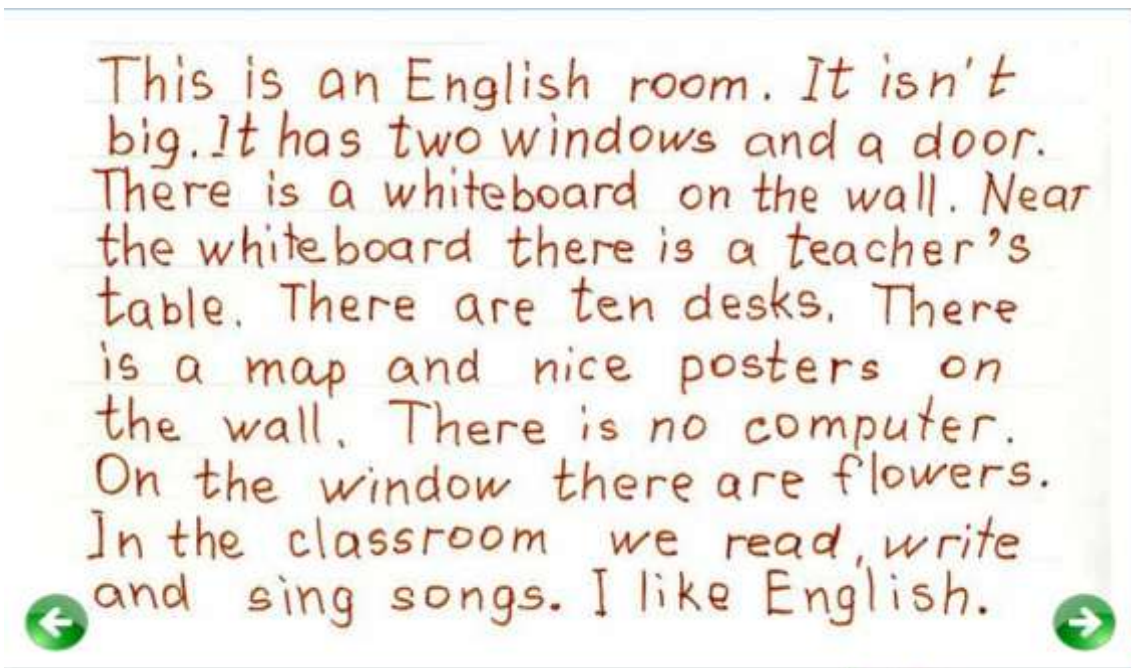
Signature _____

Grades					Teacher:
Dates					

Lesson: Portfolio 6

Aims	Linguistic competence	Vocabulary and structure	Required equipment
Educational: - to learn how to create and develop Portfolio. Developing: - to enable pupils to make presentations; - to enable pupils to create and develop Portfolio.	By the end of the lesson pupils will be able to understand how to create own learning portfolio.	<i>Revising the vocabulary and structures learnt in previous lessons.</i>	Pupil's Book, the DVD

Ask your pupils to make their own portfolio using all their knowledge learnt from previous unit. They write about their classroom and describe it. Sample pictures given below:



After finishing ask them about their drawings. Gather all drawings and materials put them on their own portfolio pack which all portfolio materials should be in.

Evaluation. Assess your pupils according to their work.

Homework. To revise all materials and words from Unit 6

Head of teaching process _____

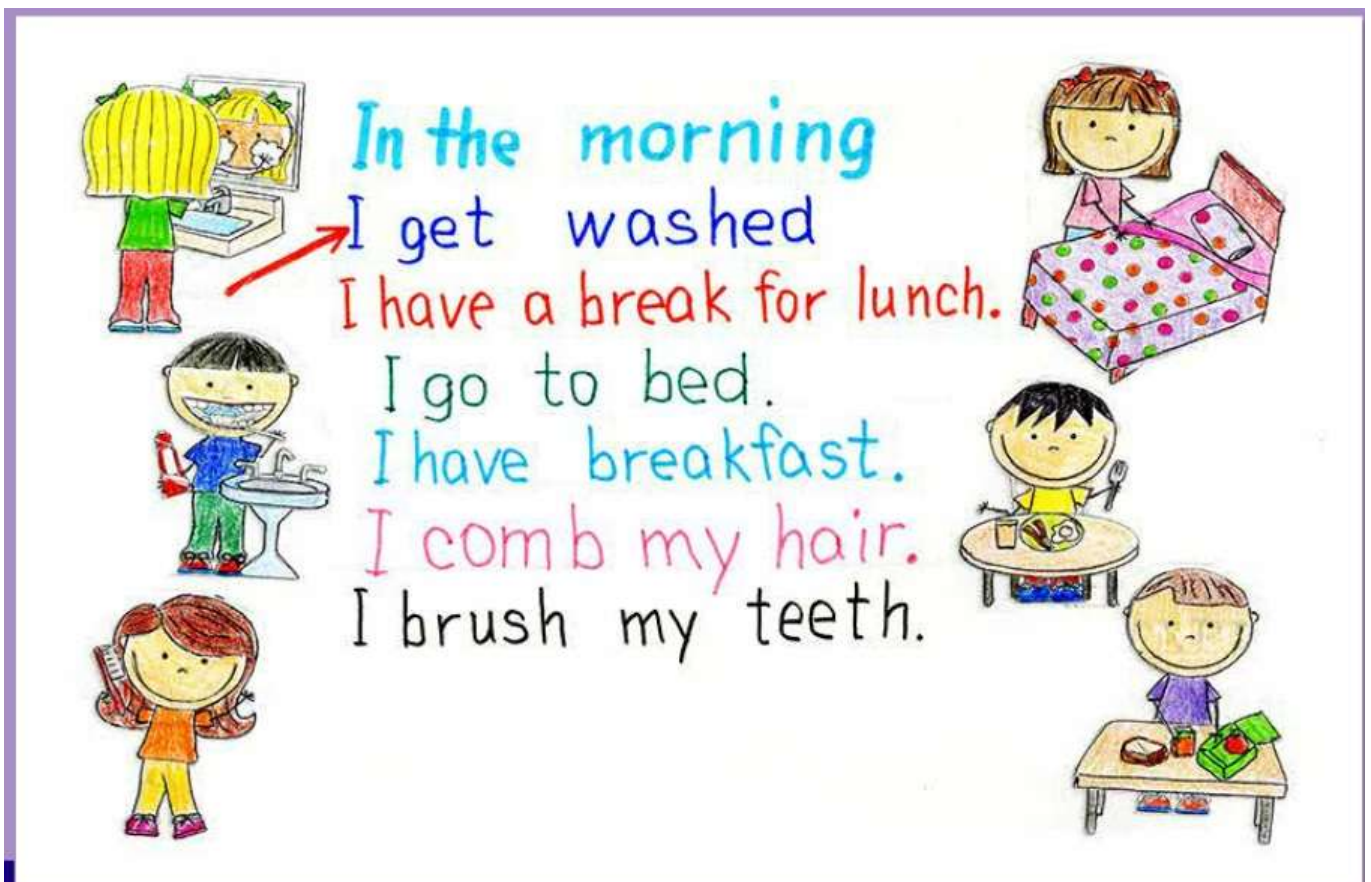
Signature _____

Grades					Teacher:
Dates					

Lesson: Portfolio 7

Aims	Linguistic competence	Vocabulary and structure	Required equipment
<i>Educational:</i> - to learn how to create and develop Portfolio. <i>Developing:</i> - to enable pupils to make presentations; - to enable pupils to create and develop Portfolio.	By the end of the lesson pupils will be able to understand how to create own learning portfolio.	<i>Revising the vocabulary and structures learnt in previous lessons.</i>	Pupil's Book, the DVD

Ask your pupils to make their own portfolio using all their knowledge learnt from previous unit about their daily routines. They should write shortly about their timetable and anything learnt previous lessons.



After finishing ask them about their drawings, about their daily routines. Gather all drawings and materials put them on their own portfolio pack which all portfolio materials should be in.

Evaluation. Assess your pupils according to their work.

Homework. To revise all materials and words from Unit 7

Head of teaching process _____

Signature _____

<i>Grades</i>					<i>Teacher:</i>
<i>Dates</i>					

Lesson: Portfolio 8

Aims	Linguistic competence	Vocabulary and structure	Required equipment
<i>Educational:</i> - to learn how to create and develop Portfolio. <i>Developing:</i> - to enable pupils to make presentations; - to enable pupils to create and develop Portfolio.	By the end of the lesson pupils will be able to understand how to create own learning portfolio.	<i>Revising the vocabulary and structures learnt in previous lessons.</i>	Pupil's Book, the DVD

Ask your pupils to make their own portfolio using all their knowledge learnt from the unit. They should write shortly about activities they like, favourite TV programmes and explain why they like or dislike.



I often watch TV.
 I like watching TV.
 My favourit programme is nature. I like cartoons too. They are fun. I don't like sports programmes. They are boring. I like watching nature programmes about animals. I like tigers, lions, monkeys and other animals.

After finishing ask them about their drawings. Gather all drawings and materials put them on their own portfolio pack which all portfolio materials should be in.

Evaluation. Assess your pupils according to their work.

Homework. To revise all materials and words from Unit 8

Head of teaching process _____


Signature _____

<i>Grades</i>					<i>Teacher:</i>
<i>Dates</i>					

Lesson: Portfolio 9

Aims	Linguistic competence	Vocabulary and structure	Required equipment
<i>Educational:</i> - to learn how to create and develop Portfolio. <i>Developing:</i> - to enable pupils to make presentations; - to enable pupils to create and develop Portfolio.	By the end of the lesson pupils will be able to understand how to create own learning portfolio.	<i>Revising the vocabulary and structures learnt in previous lessons.</i>	Pupil's Book, the DVD

Ask your pupils to make their own portfolio using all their knowledge learnt from previous unit about their domestic animals. They should make their favourite domestic animal using paper. They should shortly talk about their domestic animal



Lets Draw Cow !



After finishing ask them about their drawings. Gather all drawings and materials put them on their own portfolio pack which all portfolio materials should be in.

Evaluation. Assess your pupils according to their work.

Homework. To revise all materials and words from Unit 10

Head of teaching process _____

Signature _____

Grades					Teacher:
Dates					

Lesson: Portfolio 10

Aims	Linguistic competence	Vocabulary and structure	Required equipment
<i>Educational:</i> - to learn how to create and develop Portfolio. <i>Developing:</i> - to enable pupils to make presentations; - to enable pupils to create and develop Portfolio.	By the end of the lesson pupils will be able to understand how to create own learning portfolio.	<i>Revising the vocabulary and structures learnt in previous lessons.</i>	Pupil's Book, the DVD

Ask your pupils to make their own portfolio using all their knowledge learnt from previous unit about wild animals they like. They should write shortly about them.



After finishing ask them about their drawings. Gather all drawings and materials put them on their own portfolio pack which all portfolio materials should be in.

Evaluation. Assess your pupils according to their work.

Homework. To revise all materials and words from Unit 10

Head of teaching process _____

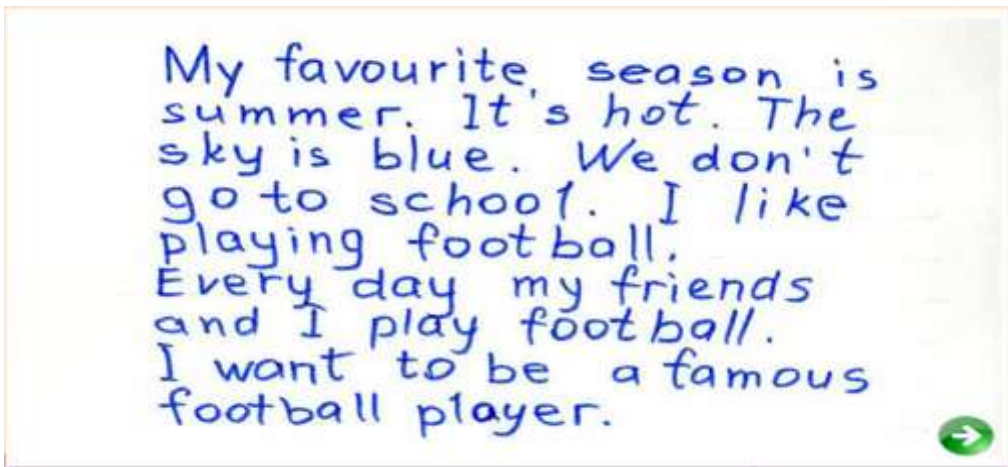
Signature _____

<i>Grades</i>					<i>Teacher:</i>
<i>Dates</i>					

Lesson: Portfolio 11

Aims	Linguistic competence	Vocabulary and structure	Required equipment
<i>Educational:</i> - to learn how to create and develop Portfolio. <i>Developing:</i> - to enable pupils to make presentations; - to enable pupils to create and develop Portfolio.	By the end of the lesson pupils will be able to understand how to create own learning portfolio.	<i>Revising the vocabulary and structures learnt in previous lessons.</i>	Pupil's Book, the DVD

Ask your pupils to make their own portfolio using all their knowledge learnt from previous unit about their favourite season.



After finishing ask them about their drawings. Gather all drawings and materials put them on their own portfolio pack which all portfolio materials should be in.

Evaluation. Assess your pupils according to their work.

Homework. To revise all materials and words from Unit 11

Head of teaching process _____

Signature _____

Grades					Teacher:
Dates					

Lesson: Portfolio 12

Aims	Linguistic competence	Vocabulary and structure	Required equipment
<i>Educational:</i> - to learn how to create and develop Portfolio. <i>Developing:</i> - to enable pupils to make presentations; - to enable pupils to create and develop Portfolio.	By the end of the lesson pupils will be able to understand how to create own learning portfolio.	<i>Revising the vocabulary and structures learnt in previous lessons.</i>	Pupil's Book, the DVD

Ask your pupils to make their own portfolio using all their knowledge learnt from previous unit. They should write shortly about weather and temperature in their country.



- What's the temperature?
- It's 5 degrees.
 - It's minus 10 degrees.
 - It's minus 20 degrees.
 - It's minus 25 degrees.
 - It's minus 30 degrees.
 - It's minus 31 degrees.

After finishing ask them about their drawings. Gather all drawings and materials put them on their own portfolio pack which all portfolio materials should be in.

Evaluation. Assess your pupils according to their work.

Homework. To revise all materials and words from Unit 12

Grades					Teacher:
Dates					

Lesson: Portfolio 13

Aims	Linguistic competence	Vocabulary and structure	Required equipment
<i>Educational:</i> - to learn how to create and develop Portfolio. <i>Developing:</i> - to enable pupils to make presentations; - to enable pupils to create and develop Portfolio.	By the end of the lesson pupils will be able to understand how to create own learning portfolio.	Revising the vocabulary and structures learnt in previous lessons.	Pupil's Book, the DVD

Ask your pupils to make their own portfolio using all their knowledge learnt from previous unit about Navruz. They should draw celebration of Navruz in Uzbekistan.



After finishing ask them about their drawings. Gather all drawings and materials put them on their own portfolio pack which all portfolio materials should be in.

Evaluation. Assess your pupils according to their work.

Head of teaching process _____

Signature _____